



Guidelines for Electronic Meeting by Inventech Connect

to attend the 2026 Annual General Meeting of Shareholders of Asia Aviation Public Company Limited

Shareholders and proxies wishing to attend the meeting can proceed according to the procedure for submitting the request form to attend the meeting via electronic media as follows:

Step for requesting Username & Password via e-Request system

1. The Shareholders must submit a request to attend the meeting by Electronic Means via Web Browser at <https://sent.inventech.co.th/AAV133702R/#/homepage> or scan QR Code  and follow the steps as shown in the picture



- 1 Click link URL or scan QR Code in the letter notice Annual General Meeting
- 2 Choose type request for request form to 4 steps
 - Step 1 Fill in the information shown on the registration page and attach additional document (Attachment 6.1) and agree to the Requirements for Meeting Attendance via the Inventech Connect.
 - Step 2 Fill in the information for verify
 - Step 3 Verify via OTP
 - Step 4 Successful transaction, the system will display information again to verify the exactitude of the information
- 3 Please wait for an email information detail of meeting and Password

**** Merge user accounts, please using the same email and phone number ****

2. Shareholders who wish to attend the meeting in person or by proxy (other than the Company's independent directors) via electronic means (E-Meeting) are required to submit a registration request through the system, which will be available from 7 April 2026 at 8:30 a.m. and will remain open until 21 April 2026, until the close of the meeting.
3. The electronic conference system will be available on 21 April 2026 at 12:00 p.m. (2 hours before the opening of the meeting). Shareholders or proxy holders shall use the provided Username and Password and follow the instruction manual to access the system.

Appointment of Proxy to the Company's Independent Directors


For Shareholders who authorise one of the Company's Independent Directors to attend and vote on his or her behalf, The Shareholders can submit a request to attend the meeting by Electronic Means of the specified procedures or send the proxy form together with the required documents to the Company by mail to the following address. The proxy form and required documents shall be delivered to the Company within 20 April 2026 at 5.00 p.m.

Company Secretary

Asia Aviation Public Company Limited

222 Don Mueang International Airport, Central Office Building,
3rd Floor, Room 3200, Vibhavadee Rangsit Road,
Sanambin, Don Mueang, Bangkok 10210

If you have any problems with the software, please contact Inventech Call Center

 02-460-9221

 @inventechconnect

 The system available during 7 – 21 April 2026 at 08.30 a.m. – 05.30 p.m.

(Specifically excludes holidays and public holidays)

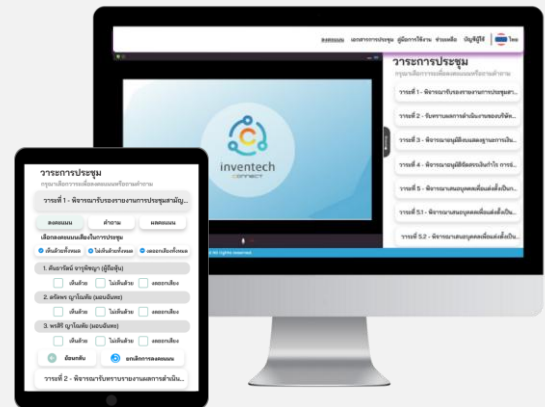


Report a problem

@inventechconnect

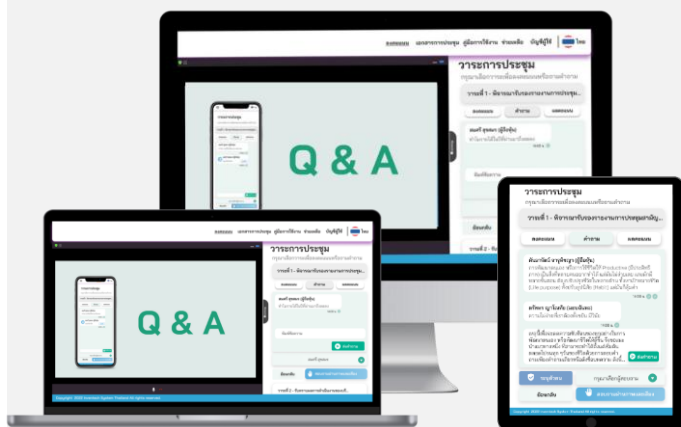
Steps for registration for attending the meeting (e-Register) and voting process (e-Voting)

- 1 Get email and password that you received from your email or request OTP
- 2 Click on “Register” button, the system has already registered and counted as a quorum.
- 3 Click on “Join Attendance”, Then click on “Accept” button
- 4 Select which agenda that you want to vote
- 5 Click on “Vote” button
- 6 Click the voting button as you choose
- 7 The system will display status your latest vote



If you wish to cancel the latest vote, please press the button “Cancel latest vote” (this means your latest vote will be treated as an abstention, or your vote will be counted in accordance with the meeting’s determination). You may revise your vote until the voting for that agenda item is closed.

Step to ask questions via Inventech Connect



- Select the agenda item
 - Click on “Question” button
- 1 Ask a question
 - Type the question then click “Send”
 - 2 Ask the question via video
 - Click on “Conference”
 - Click on “OK” for confirm your queue
 - Please wait for the meeting facilitator to arrange the question queue before enabling your microphone and camera.

How to use Inventech Connect

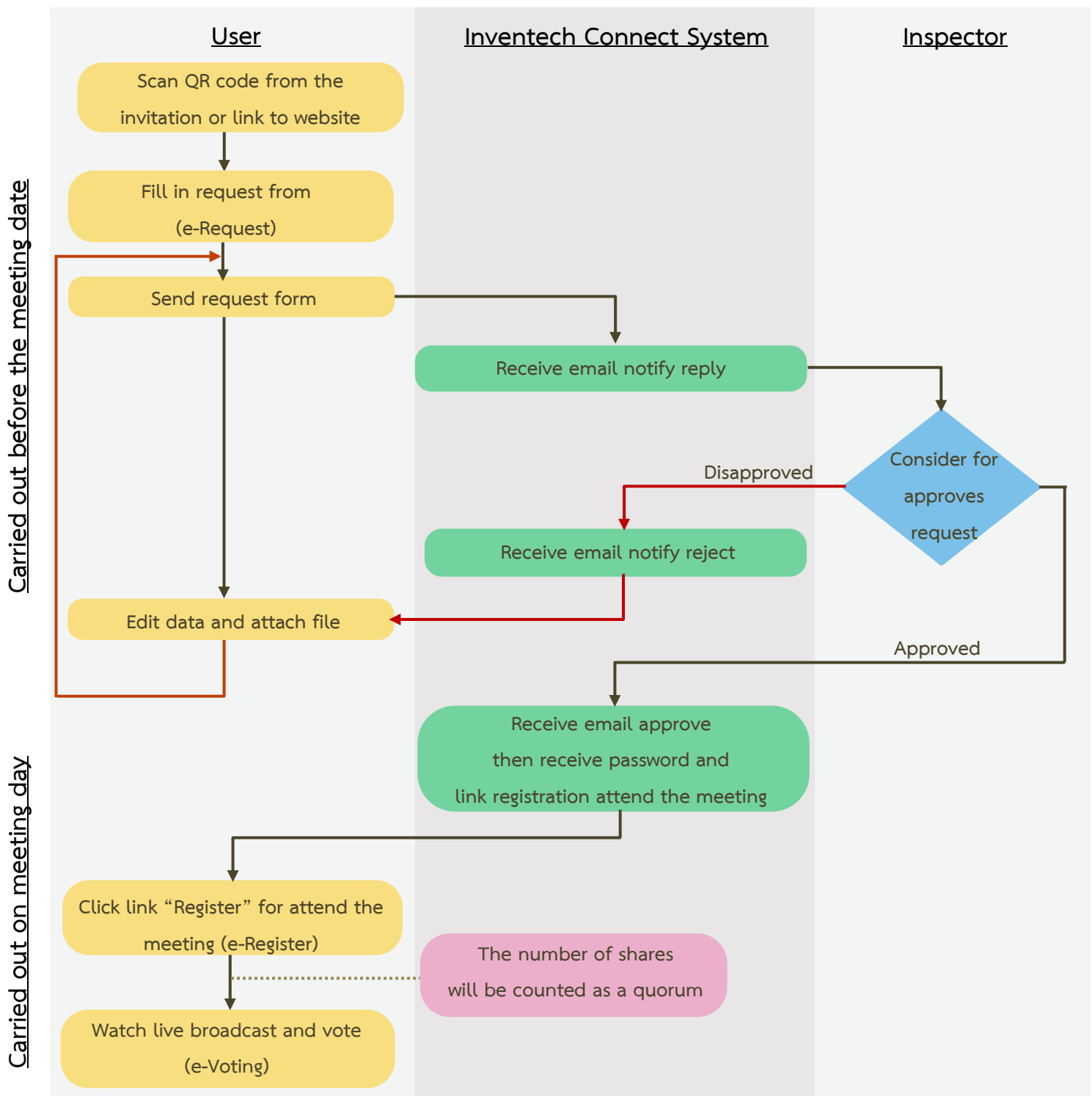


User Manual and Video of using Inventech Connect

* Note Operation of the electronic conferencing system and Inventech Connect systems. Check internet of shareholder or proxy include equipment and/or program that can use for best performance. Please use equipment and/or program as the follows to use systems.

1. Internet speed requirements
 - High-Definition Video: Must be have internet speed at 2.5 Mbps (Speed internet that recommend).
 - High Quality Video: Must be have internet speed at 1.0 Mbps.
 - Standard Quality Video: Must be have internet speed at 0.5 Mbps.
2. Equipment requirements.
 - Smartphone/Tablet that use IOS or android OS.
 - PC/Laptop that use Windows or Mac OS.
3. Requirement Browser Chrome (Recommend) / Safari / Microsoft Edge **** The system does not supported internet explorer.**

Guidelines for attending of Electronic Meeting



Condition of use

In case Merge account/change account

In the case where multiple requests are submitted using the same email address and phone number, the system will consolidate the user accounts. If a user has more than one account, they may click the "Change Account" button to access another account. The previous account will still be counted as part of the meeting quorum.

In case Exit the meeting

Participants can click the "Register to leave the quorum" button. Your voting rights will be removed from the voting base for all agenda items that have not yet been considered.